



MINISTRY OF EDUCATION
PRIMARY ENGAGEMENT PROGRAMME
GRADE ONE WORKSHEET
SUBJECT: MATHEMATICS
LESSON: 1WEEK 2
TOPIC: Skip Counting

Name: _____ Date: _____

FACT/ TIP: To **skip count**, we keep adding the same number each time to the previous number.

PRACTICE EXAMPLE: Here, we are **skip counting** in twos on a number line.

1	2	3	4	5	6	7	8	9	10
---	---	---	---	---	---	---	---	---	----


ON YOUR OWN

Write all the missing numbers by skip counting in twos.


1		3		5
	7		9	
11		13		15
	17		19	
21		23		25
	27		29	

Write each missing number.

1




3




5

6




8




10

11




13




15

16

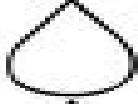


18




20

21




23




25

26



28



30